


Garden[®]
L E I S U R E
— *Hot Tubs* —



Your Journey to Tranquility Begins Here!

Step outside your fast-paced life and into the soothing, effervescent waters of your new Garden Leisure Hot tub. Now offering eight models, Garden Leisure Hot Tubs have the perfect fit for every hot tub enthusiast.

Built to last and designed for comfort, Garden Leisure Hot Tubs offer everything discerning spa owners crave. Ample room and first-class amenities make for a winning combination while high performance pumps and a wide range of jets ensure a professional quality massage.

The Garden Leisure line will bring a sense of beauty to your backyard and a sense of serenity to your life.




Standard Features

Valued Added Benefits That Set Garden Leisure Hot Tubs Apart From Others

- 1 Digital Controls**
On Demand Hydrotherapy
- 2 Air & Water Diverters**
Friendly design allows user to adjust the amount of air and water pressure
- 3 Efficient Filtration Systems**
(Styles may vary - open filter on GL635, & GL525. Enclosed filter on 7' & 8' models)
- 4 Fountain Jets & Waterfalls**
- 5 UV Treated, Padded & Stitched Headrests**
- 6 Extra Large Footwell**
(Calf and ankle jets included on select models)

At Garden Leisure Hot Tubs we develop a unique product. We invest time into constructing well-built hot tubs, use the highest quality materials and develop a state-of-the-art therapeutic and entertaining user experience. An infinite amount of research stands behind the jet placement in every Garden Leisure Hot Tub. These spas are built for style, stress reduction, and therapeutic benefits. From comfort seating with UV resistant padded headrests to powerful pumps, Garden Leisure rejuvenates both body and mind.



Standard Features

Engineering Benefits That Help with Cost Efficiency

- 1** **CMP Ozonator.** Ozone systems provide clean, clear and safe water for your Garden Leisure Hot Tub, as well as a significant reduction in chemical sanitizer use. Ozone is standard on all models.
- 2** **Maintenance Free Skirting**
- 3** **Superior Bond - Double Protection**
Glued and Clamped fittings ensure an extra secure bond between pipes and jets
- 4** **Oversized Pump System**
Energy efficient on both high and low speeds with 56 Frame design. Installed on anti-vibration and noise reducing pad



HEATSHIELD INSULATION SYSTEM



**RMAX™ Rigid Foil
Insulation Panels**

**Double Fiberglass
Spa Shell**

**Maintenance Free
Skirting**



ABS Bottom

**Full Bottom & Side
Triple Reflective Foil Wrap Insulation**

Heated Airspace



RMAX™ products deliver more energy savings potential for your Garden Leisure hot tub than other materials of the same thickness.

- Saves on Energy Cost
- Protects Equipment Against Freezing
- Acts as Sound Barrier
- Allows easy access for service and upgrading, No digging through foam that gets harder and breaks down over time.



in.Stream™, Integrated Bluetooth™ Audio System

Whether you are relaxing alone, sharing time with a loved one or entertaining friends—the sound of music always adds pleasure to the occasion. Garden Leisure Spas offer an optional Bluetooth™ stereo system which includes quality marine speakers for the ultimate sound quality.

- Control from Topside
- Marine Grade Speakers
- Specifically Designed For Spas

Total audio control. Streamed from your Hot Tub through the *K-500 topside.

The unit is housed in a dedicated enclosure—conveniently located within easy reach.

In.Stream audio available on GL863B & L GL753B & L as well as the *GL635L

Speaker location varies by model.



The Bluetooth® word mark and logo are registered trademarks owned by Bluetooth SIG, Inc. Other trademarks and trade names are those of their respective owners

IN.TOUCH2® WI-FI REMOTE THE IN.TOUCH 2® APP, THE COOLEST WAY TO ENJOY YOUR SPA



Mode and function selection wheels, all-on/all-off one touch activation key, interactive display icons and on-screen reminders make for a unique user interface. Get direct feedback.

Control all functions of your spa from your iOS or Android smartphone or tablet and the In.Touch.2® app. Use predefined spa experiences or customize your own.



In.Touch 2® compatible with the control systems of all Garden Leisure hot tubs. The in.Touch 2® app can be used from an iOS (version 8 or later) or Android (version 4.4 or later) smartphone or tablet.

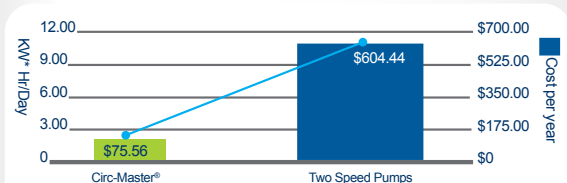


Adjustable Stainless Steel Jets with Optional Illuminated Jet Package

(Jet styles vary by model)

Optional 24hr Circulation Pump

- Up To Four Times The Filtration
- Adds Life To Regular Spa Pump
- Energy Efficient - Reduces Cost
- Pump Is Whisper Quiet
- Reducing Your Electrical Bill



* The chart data is based on 10 hours of daily filtration required for an ozonator or bromine generator.

** Electricity price at \$.15 / KWH \$



Maintenance Free Skirting and Color Combination Options

Garden Leisure Spas offer a variety of popular color options - designed to fit any decor. With proper care, your hot tub will be as rich and lustrous years from now as it is today.

The Garden Leisure Hot Tub polymer cabinet offers an unparalleled look, texture, and performance. The cabinet is maintenance free and features custom rounded corners and removable panels for access to all areas inside the spa. The Garden Leisure Hot Tub cabinetry is moisture and impact resistant, therefore it doesn't crack or fade. It is also sound proof and flame retardant.

Acrylic Surface Color Choices



Sterling Silver



Storm Cloud



Tuscan Sun

Standard Skirting Color & Style Choices



Gray



Black



Espresso



Upgraded "Elite" Skirting Color & Style Choices



Coastal Gray



Ash



Mocha



Lucite SPA

Note: Color samples shown are representations of actual color, and are for identification only. Because the color may vary, there is no guarantee that this color will be an exact match to the image shown.



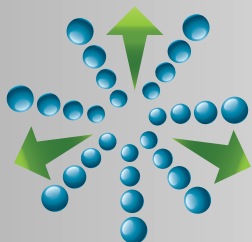
Hot Water Hydrotherapy And The Benefits

Dynamic hydrotherapy is our primary goal, it is the heart of our spas. An infinite amount of research stands behind the jet placement in every Garden Leisure Hot Tub. These spas are built for style, stress reduction, and therapeutic benefits. You won't have to play "musical chairs" to gain the utmost comfort from the generous number of therapy jets. These jets are all connected by the Garden Leisure plumbing system, which provides maximum water flow through the use of extra large hoses and tubing. Sure-grip fittings ensure a secure bond between pipes and jets. Neck Jets target neck and shoulders, massage jets soothe shoulders and lower back, Carpal tunnel jets ease hands and fingers while jumbo jets, located in the footwell, provide the ultimate foot massage.

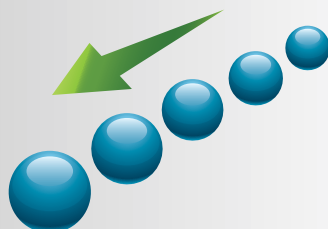
- Multiple Size Jets Strategically Placed
- Jet Placement Targets Major Muscle Groups For Fast Pain And Stress Relief
- Adjustable, Interchangeable Jets Allow You To Customize The Action
- Diverter Controls Allow You To Adjust The Amount Of Water Pressure To Each Seat



**(Large) Power Massage
(Multi Shower)**



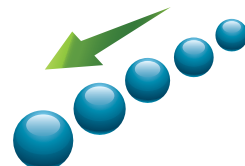
**(Large) Power Rifle
(Enhanced Steady Stream)**



**Large Face Poly Twin Roto
(Rotating Dual Stream)**



**Mini Rifle
(Enhanced Steady Stream)**



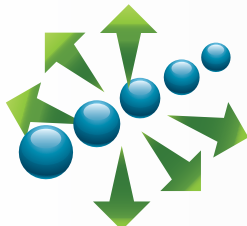
Garden Leisure Hot Tubs' Hydrotherapy System Relieves:



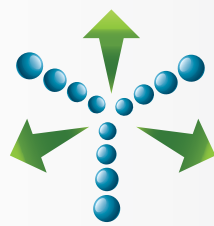
- 1 Headaches
- 2 Shoulders & Rotator Cuff
- 3 Sports Elbow
- 4 Lower Back Pain & Menstrual Tension
- 5 Carpal Tunnel Syndrome
- 6 Sciatica
- 7 Knee Pain
- 8 Calf Muscle Tension & Poor Circulation
- 9 Heel Spurs & Arch Pain



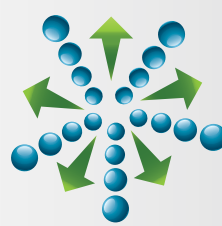
Large Directional
(Adjustable Steady Stream)




Mini Massage
(Three Stream Shower)



Cluster Shower
(Enhanced Multi Shower)



Cluster Directional
(Adjustable Steady Stream)



Garden Leisure Hot Tubs' LED Lighting Package

Hot Tub lighting and color can do more than further enrich your soak, they can define your Hot Tub environment. They can change the mood from a party atmosphere to a romantic setting, as well as an added safety feature after dark. The adjustable and synchronized LED lighting system glows from the footwell up to the Hot Tub lip and controls. An optional package also includes back-lit jets. The visual delight of water shooting through a beautiful spectrum of color adds unique charm to your Hot Tub atmosphere after dusk.

- Long life with no added heat
- Changes colors with numerous light shows
- Vibrant solid colors
- Illuminated jets option

1 Exterior Cabinet Lighting

4 Back-lit Air & Water Diverters

2 Large LED Interior Light

5 Back-lit Speakers

3 Full Color Display

6 Back-lit Fountain Jets & Water Features





GL1151L (Double Lounger equipped)



Size: 92" x 132" x38"
Jets: 51 - 4 Swirl Stainless Steel Jets
Seats: 9 Adults
Gallons: 516

Jet System

Gray / Stainless Steel	51 Total
Poly Storm Massage	9
Poly Storm Directional	11
Cluster Storm Pulsator	3
Mini Storm Directional	12
Mini Storm Massage	14
Ozone Purification Jet	2
Waterfall Jet	3



Weight: Dry / Filled (approx.) 1100 lbs. / 8800 lbs.

Standard Features on the GL1151L			Optional Features on GL1151L
Gecko™ YE Class Pack 220V / 60A Corner Lighting K.1000 Digital Topside Toprail LED Lighting Underwater LED Lighting Heater 100 ft. Filtration	Pump 1: Two-Speed 3.0 HP Continuous Duty 7.0 HP Breakdown Torque Pump 2: One-Speed 3.0 HP Continuous Duty 7.0 HP Breakdown Torque RMAX™ Foam Insulation Lucite™ Acrylic Surface Material Maintenance Free Skirting	ABS Bottom-Wrap CMP™ UV-C Water Sanitization LED Lighting 3 Waterfalls Padded Headrests VGB Compliant Intake 3 Yr. Parts / Labor Warranty Pro Cover	<ul style="list-style-type: none">• LED Back-lit Jets• (CIRC) Circulation Pump• (IT) in.Touch™• (ELITE) Elite Cabinets Additional charges apply

GL863L (Lounger equipped)

Stereo Option Available



Size: 91" x 91" x 39"
 Jets: 63 - 4 Swirl Stainless Steel Jets
 Seats: 6 Adults
 Gallons: 375

Jet System

Gray / Stainless Steel	63 Total
Poly Storm Twin Spinner	9
Poly Storm Directional	18
Cluster Storm Twin Spinner	8
Cluster Storm Rifle	11
Mini Storm Directional	11
Mini Storm Massage	2
Power Storm Twin Spinner	2
Power Storm Massage	2
Ozone Purification Jet	1
Laminar Fountain Jet	2

Weight: Dry / Filled (approx.) 900 lbs. / 4000 lbs.

GL863B (Bench)

Stereo Option Available



Size: 91" x 91" x 39"
 Jets: 63 - 4 Swirl Stainless Steel Jets
 Seats: 7 Adults
 Gallons: 375

Jet System

Gray / Stainless Steel	63 Total
Poly Storm Twin Spinner	6
Poly Storm Directional	18
Cluster Storm Twin Spinner	6
Cluster Storm Rifle	13
Mini Storm Directional	15
Power Storm Twin Spinner	2
Power Storm Massage	3
Ozone Purification Jet	1
Laminar Fountain Jet	2

Weight: Dry / Filled (approx.) 900 lbs. / 4000 lbs.

Standard Features on the GL863L & GL863B			Optional Features
Gecko™ YE Class Pack 220V / 60A Pump 1: Two-Speed 3.0 HP Continuous Duty 7.0 HP Breakdown Torque Pump 2: One-Speed 3.0 HP Continuous Duty 7.0 HP Breakdown Torque	Digital Topside Control Heater 100 ft. Filtration RMAX™ Foam Insulation Maintenance Free Skirting ABS Bottom-Wrap CMP™ UV-C Water Sanitization LED Lighting	Lucite™ Acrylic Surface Material Laminar Fountain Jets Padded Headrests Diverter VGB Compliant Intake 3 Yr. Parts / Labor Warranty	<ul style="list-style-type: none"> • LED Back-lit Jets • (CIRC) Circulation Pump • Stereo System • (IT) in.Touch™ • (ELITE) Elite Cabinets • Pro Cover Upgrade Additional charges apply

GL753L (Lounger equipped) *Stereo Option Available*



Size: 82" x 82" x 39"
 Jets: 53 - 4 Swirl Stainless Steel Jets
 Seats: 6 Adults
 Gallons: 295

Jet System

Gray / Stainless Steel	53 Total
Poly Storm Twin Spinner	10
Poly Storm Directional	14
Cluster Storm Twin Spinner	5
Cluster Storm Rifle	10
Mini Storm Directional	8
Mini Storm Massage	2
Power Storm Twin Spinner	1
Power Storm Massage	3
Ozone Purification Jet	1
Laminar Fountain Jet	2

Weight: Dry / Filled (approx.) 800 lbs. / 3200 lbs.

GL753B (Bench) *Stereo Option Available*



Size: 82" x 82" x 39"
 Jets: 53 - 4 Swirl Stainless Steel Jets
 Seats: 7 Adults
 Gallons: 295

Jet System

Gray / Stainless Steel	53 Total
Poly Storm Twin Spinner	10
Poly Storm Directional	12
Cluster Storm Twin Spinner	7
Cluster Storm Rifle	6
Mini Storm Directional	14
Power Storm Twin Spinner	2
Power Storm Massage	2
Ozone Purification Jet	1
Laminar Fountain Jet	2

Weight: Dry / Filled (approx.) 800 lbs. / 3200 lbs.

Standard Features on the GL753L & GL753B

Gecko™ YE Class Pack 220V / 60A Pump 1: Two-Speed 3.0 HP Continuous Duty 7.0 HP Breakdown Torque Pump 2: One-Speed 3.0 HP Continuous Duty 7.0 HP Breakdown Torque	Digital Topside Control Heater 100 ft Filtration RMAX™ Foam Insulation Maintenance Free Skirting ABS Bottom-Wrap CMP™ UV-C Water Sanitization LED Lighting
--	---

Lucite™ Acrylic Surface Material Laminar Fountain Jets Padded Headrests Diverter VGB Compliant Intake 3 Yr. Parts / Labor Warranty

Optional Features

• LED Back-lit Jets • (CIRC) Circulation Pump • Stereo System • (IT) in.Touch™ • (ELITE) Elite Cabinets • Pro Cover Upgrade Additional charges apply

GL635L (Lounger equipped) *Stereo Option Available*



Size: 78" x 83" x 36"
 Jets: 35 - 4 Swirl Stainless Steel Jets
 Seats: 6 Adults
 Gallons: 285

Jet System

Gray / Stainless Steel	35 Total
Poly Storm Twin Spinner	2
Poly Storm Directional	8
Cluster Storm Rifle	8
Mini Storm Directional	17
Ozone Purification Jet	1
Laminar Fountain Jet	2

Weight: Dry / Filled (approx.) 425 lbs. / 2,835 lbs.

GL525L (Lounger equipped)



Size: 60" x 83" x 33.5"
 Jets: 25 - 4 Swirl Stainless Steel Jets
 Seats: 3 Adults
 Gallons: 225

Jet System

Gray / Stainless Steel	25 Total
Poly Storm Twin Spinner	2
Poly Storm Directional	6
Cluster Storm Rifle	2
Mini Storm Directional	15
Ozone Purification Jet	1
Laminar Fountain Jet	2

Weight: Dry / Filled (approx.) 375 lbs. / 2275 lbs.

Standard Features on the GL635L & GL525L			Optional Features
Gecko™ YE Class Pack 220V / 60A Digital Topside Control 1 Pump: Two-Speed 3.0 HP Continuous Duty 7.0 HP Breakdown Torque Heater	50 ft ³ Filtration RMAX™ Foam Insulation Lucite™ Acrylic Surface Material Maintenance Free Skirting ABS Bottom-Wrap CMP™ UV-C Water Sanitization	LED Lighting Laminar Fountain Jets Padded Headrests Diverter VGB Compliant Intake 3 Yr. Parts / Labor Warranty	<ul style="list-style-type: none"> • LED Back-lit Jets • (CIRC) Circulation Pump • Stereo System (not available on GL525L) • (IT) in.Touch™ • (ELITE) Elite Cabinets Additional charges apply

GL630L (Lounge equipped)



Size: 82" x 82" x 36"
Jets: 30 - 4 Swirl Stainless Steel Jets
Seats: 5 Adults
Gallons: 280

Jet System

Gray / Stainless Steel	30 Total
Poly Storm Twin Spinner	2
Poly Storm Directional	5
Cluster Storm Rifle	4
Mini Storm Directional	17
Ozone Purification Jet	1
Laminar Fountain Jet	1

Weight: Dry / Filled (approx.) 600 lbs. / 2,840 lbs.



Standard Features on the GL630L			Optional Features
Gecko™ YE Class Pack 110V / 20A Heater 50 ft Filtration RMAX™ Foam Insulation Waterfall	Lucite™ Acrylic Surface Material Maintenance Free Skirting ABS Bottom-Wrap CMP™ UV-C Water Sanitization LED Lighting Padded Headrests	Diverter VGB Compliant Intake 3 Yr. Parts / Labor Warranty	• (IT) in.Touch™



Cover Features & Benefits

- 1 Double Sewn, Hand Grips**
Provide superior durability and an extra level of comfort.
- 2 Insulated Heat Bags**
Helps to eliminate heat loss between the cover and spa is not in use.
- 3 4 Child Resistant Locking Mechanisms**
Fasten to each corner of the spa, providing that extra peace of mind.
- 4 Sealed Interior Hexene Poly Bag**
Protects inner foam core by reducing sweating and moisture.

Garden Leisure recommends that you keep your cover on and locked when spa is not in use!





Standard Swim Spa Skirting Options



Upgraded "Elite" Swim Spa Skirting Options



- 1 **Maintenance Free Skirting**
Colors include Gray, Black and Espresso
- 2 **Bluetooth™ / FM Audio System with Docking Station and Marine Grade Speakers***
- 3 **Stainless Steel Fittings & Grab Bars**
- 4 **Hi Powered River Jets**
- 5 **Comfort Padded Headrests & Adjustable Stainless Steel Jets**

*Bluetooth™ audio system is standard on GL17 and GL19, Optional on GL13 & Party / Exercise 13'

Please note: Swim Spas are only available in Sterling Silver Acrylic color.

Party/Exercise 13'



Size: 92" x 160" x 51"
 Jets: 29 - Stainless Steel
 Seats: 11 or 5 and 1 Swimmer
 Gallons: 1100

(4) Swim Jets
 (6) Illuminated Fountain jets
 220V / 60A Electrical
 4kW Heater
 100 ft² filtration system

Weight: Dry / Filled (approx.)
 2200 lbs. / 11000 lbs.
 1 - 4.0 Dual Speed Viper Pump
 1 - 4.0 One Speed Viper Pump

GL Premium 13'



Size: 92" x 160" x 55"
 Jets: 10 - Stainless Steel
 Seats: 4 Adults
 (1 Swimmer / 3 Seats)
 Gallons: 1530

(2) Illuminated River Jets
 (6) Illuminated Fountain jets
 220V / 60A Electrical
 4kW Heater
 100 ft² filtration system

Weight: Dry / Filled (approx.)
 2100 lbs. / 14500 lbs.
 (2) 4.0bhp Viper™ pumps
 (1) 7.0bhp pump

GL Premium 17'



Size: 92" x 199" x 55"
 Jets: 30 - Stainless Steel
 Seats: 5 Adults
 (1 Swimmer / 4 Seats)
 Gallons: 1850

(3) Illuminated River Jets
 (6) Illuminated Fountain jets
 220V / 60A Electrical
 (2) 4kW Heaters
 100 ft² filtration system

Weight: Dry / Filled (approx.)
 2700 lbs. / 17500 lbs.
 (2) 4.0bhp Viper™ pumps
 (1) 7.0bhp pump

GL Premium Dual 19'



Size: 92" x 224" x 55"
 Jets: 39 - Stainless Steel
 Seats: 8 Adults
 (1 Swimmer / 7 Seats)
 Gallons: Swim 1500 / Spa 270

(3) Illuminated River Jets
 (8) Illuminated Fountain jets
 (2) 220V / 60A Electrical
 (3) 4kW Heaters
 150 ft² filtration system

Weight: Dry / Filled (approx.)
 3500 lbs. / 17700 lbs.

Standard Features on the 13 Party / Exercise & GL Premium 13' Swim Spa			Optional Features
Gecko™ Pack Digital Topside Controls RMAX™ Foam Insulation Maintenance Free Skirting Stainless Steel Grab Bars CMP™ UV/Ozone Sanitation LED Lighting	LED Back-lit Jets - Premium 13' Swimming Lane Graphics (2) Illuminated River Jets - Premium 13' (4) Swim Jets - Party 13 Padded Headrests Diverter	VGB Compliant Intake Lucite™ Sterling Silver Acrylic Rowing / Tether / Exercise Equipment <i>Standard on Premium 13' optional on 13' Party</i>	<ul style="list-style-type: none"> • LED Back-lit Jets on 13' Party/Exercise • (CIRC) Circulation Pump • (IT) in.Touch™ • Bluetooth™ Stereo System • Elite Cabinets <p>Additional charges apply</p>
Standard Features on the GL Premium 17' & 19' Swim Spas			Optional Features
Gecko™ Pack (3) 5.0bhp Viper™ Pumps (1) 7.0bhp Pump Digital Topside Controls RMAX™ Foam Insulation (3) Stainless Steel Grab Bars Maintenance Free Skirting	CMP™ UV/Ozone Sanitation LED Lighting LED Back-lit Jets Swimming Lane Graphics Rowing / Tether / Exercise Equipment Padded Headrests Lucite™ Sterling Silver Acrylic	Diverter VGB Compliant Intake (3) Illuminated River Jets Bluetooth™ Stereo System	<ul style="list-style-type: none"> • (CIRC) Circulation Pump • (IT) in.Touch™ • Elite Cabinets <p>Additional charges apply</p>

BUY WITH CONFIDENCE



Garden Leisure Hot Tubs Rest-Assured Warranty



Fifteen Year Shell Structure Warranty

Garden Leisure Hot Tubs warrants its Hot Tubs not to leak, meaning to be structurally sound and capable of holding water only, and against loss of water through the fiberglass laminate of the Hot Tub shell caused by defects in materials and/or workmanship for a period of FIFTEEN YEARS from the original date of purchase.



Three Year Surface Finish of Shell Warranty

Garden Leisure Hot Tubs warrants the surface finish of its Hot Tubs to be free from blistering and cracking due to defects in the acrylic surface material for a period of THREE YEARS from the original date of purchase.



Three Year Component and Labor Warranty

Garden Leisure Hot Tubs warrants the electrical components: heaters, pumps, relays and contactors and other Hot Tub components against malfunction, leaks and/or defects in materials and/or workmanship for a period of THREE YEARS from the original date of purchase.



Three Year Plumbing Warranty

Garden Leisure Hot Tubs warrants all plumbing parts to be free from defects in material and/or workmanship for a period of THREE YEARS from the original date of purchase.



One Year - Other Warranties

See Garden Leisure Hot Tubs Limited Warranty for additional information



Garden Leisure Swim Spas Rest-Assured Warranty



Twenty Year Shell Structure Warranty

Garden Leisure Swim Spas warrants its swim spas not to leak, meaning to be structurally sound and capable of holding water only, and against loss of water through the fiberglass laminate of the swim spa shell caused by defects in materials and/or workmanship for a period of TWENTY YEARS from the original date of purchase.



Three Year Surface Finish of Shell Warranty

Garden Leisure Swim Spas warrants the surface finish of its swim spas to be free from blistering and cracking due to defects in the acrylic surface material for a period of THREE YEARS from the original date of purchase.



Five Year Component and Labor Warranty

Garden Leisure Swim Spas warrants the electrical components: heaters, pumps, relays and contactors and other swim spa components against malfunction, leaks and/or defects in materials and/or workmanship for a period of FIVE YEARS from the original date of purchase.



Five Year Plumbing Warranty

Garden Leisure Swim Spas warrants all plumbing parts to be free from defects in material and/or workmanship for a period of FIVE YEARS from the original date of purchase.



One Year - Other Warranties

See Garden Leisure Swim Spas Limited Warranty for additional information

Spa Safety

- Maintain constant adult supervision when children are in or near ANY body of water.
- Install fences, barriers and hot tub covers to prevent unsupervised access, especially by young children.
- Always completely remove your hot tub cover before using your hot tub.
- Inspect your hot tub equipment on a regular basis to ensure that it is in good working order and that it is safe.
- Always test the temperature of your hot tubs water before entering the hot tub. It is recommended that maximum water temperature never exceed 104°F (40°C). Do not soak for more than 15 minutes at one sitting in 104°F (40°C) water.
- Individuals with certain medical conditions, such as heart disease, diabetes, high or low blood pressure, and pregnant women, should not use a hot tub without advance approval by their physician. If a person has any doubt as to whether a medical condition should limit their use of a hot tub, they should seek prior consultation with their physician. Individuals with open cuts or wounds should not use a hot tub until completely healed.
- Never use a hot tub when you are alone and never use a hot tub while using or after using alcohol or drugs that may cause sleepiness, drowsiness, or raise or lower blood pressure.
- Ask your city about any specific rules and regulations that apply to hot tub ownership, including local electrical codes.
- Do not allow unsafe or risky behavior in and around the hot tub.
- Consult with a licensed electrician for installation of or any work to your hot tub. If you are installing your own hot tub, it is your responsibility that all work performed complies with the National Electrical Code and all other applicable codes and regulations.
- Your hot tubs jets, grates, skimmer and main drain should be properly maintained and secured. Hot tub users should be instructed not to stick any part of their body into such outlets as entrapment and drowning can occur. Hot tub users with long hair should also be cautioned not to get their hair near such outlets.
- Keep a first aid kit in close proximity to your hot tub.
- Maintenance and safety manuals contain detailed tips and recommendations and should be read, followed and applied on a regular basis.
- We encourage all hot tub owners to request safety related publications from the Association of Pool and Spa Professionals (APSPA), including: "The Sensible Way To Enjoy Your Spa or Hot Tub," and "Pool and Spa Emergency Procedures for Infants and Children."



Your Authorized Garden Leisure Spa Dealer

www.hottubs.com



The manufacturer reserves the right to change product selections and/or make product modifications.

Your Garden Leisure Dealer/Contractor is an independent business person and not an agent or employee of SCP Pool Corporation or any of its subsidiaries. Neither SCP Pool Corporation nor its subsidiaries accept any responsibility for any representations, statements or contracts made by any Spa Dealer/Contractor.

Note: Color samples shown are representations of actual color, but are for identification only. Because the color may vary, SCP PoolCorp does not guarantee that this color will be an exact match to the image shown.



Garden Leisure Hot tubs proudly uses recycled materials where possible. We practice "Green Manufacturing" procedures, while ensuring an unrivaled standard of quality.

Garden Leisure Cares!